

Colombia's National Transfer Accounts: Insights and results



GOBIERNO DE COLOMBIA

August / 2023

Overview

1. Care economy satellite account

2. How we built NTA and NTTA for the first time at DANE

3. NTA results for 2017 and NTA by gender 2021

4. Main Highlights & conclusions



Care Economy Satellite Account (CESA) (CSEC in Spanish)

National Survey of Time Use (NSTU) (ENUT in Spanish)

The National Survey of Time Use (ENUT) is research carried out by DANE, to generate information on the time dedicated by the population aged 10 and over to paid, unpaid and personal work activities.

First publication: April 2014 with reference period (August 2012 – July 2013)

This survey allows:

- Provide information on the hours dedicated to unpaid care and domestic work activities, necessary for the construction of the care economy satellite account.
- Produce information for the formulation, follow-up and evaluation of public policy with a gender focus on issues of time use.
- Provide information for the formulation, monitoring and evaluation of public policy on issues related to the use of time.

Collection period: Every three (3) years, but we are working so that they become two.

Care Economy Satellite Account

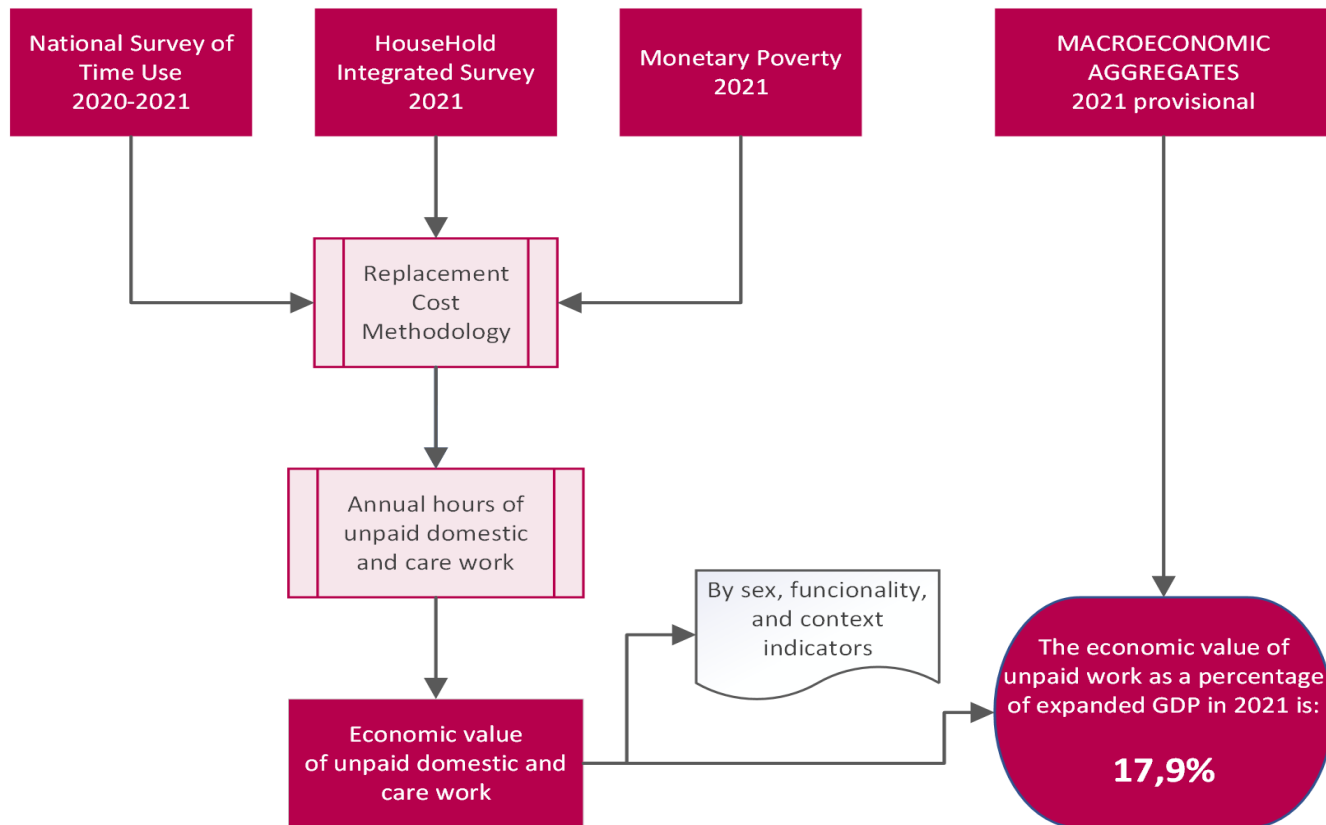
2013: In compliance with Law 1413 of 2010, DANE presented the first phase of the account, which included the economic valuation of domestic work and unpaid care.

The main objective: To carry out the inclusion of the information on Domestic Work and Unpaid Care in an extended analytical framework of the System of National Accounts of Colombia, as an instrument to measure its contribution to the economic and social development of the country.

The Care Economy Satellite Account incorporates alternative concepts to the system and expands its analytical capacity by assigning a monetary valuation to the unpaid care work and calculating its value for each of the CESA's functionalities:

- Food supply
- Clothing maintenance
- Cleaning and home maintenance
- Shopping and household management
- Care and support of people
- Volunteering

Care Economy Satellite Account



Care Economy Satellite Account

Annual hours of unpaid domestic and care work

2021

Funcionalidad	Men	Women	Total	Participation (%) by functionality	Participation (%) of women within the functionality
Food supply	2.434.278	13.026.200	15.460.479	37,7%	84,3%
Clothing maintenance	580.394	3.832.192	4.412.586	10,7%	86,8%
Cleaning and home maintenance	3.155.577	7.929.271	11.084.848	27,0%	71,5%
Shopping and household management	1.522.752	1.677.141	3.199.893	7,8%	52,4%
Care and support of people	1.329.782	5.089.047	6.418.829	15,6%	79,3%
Volunteering	124.938	360.248	485.186	1,2%	74,2%
Total	9.147.723	31.914.099	41.061.821	100,0%	77,7%

Source: DANE, National Accounts Directorate. Care Economic Satellite Account based on Time Use Survey 2021.



National Transfer Accounts in Colombia

How Are The 2017 NTA's For Colombia Calculated?

The development of the NTA measurement for Colombia for the first time, we generated an articulated work between the different technical divisions of DANE, and with the full support of the Latin American and Caribbean Demographic Centre, through the consultant Piedad Urdinola and the NTA network.

National Household Budget Survey (ENPH) 2016/2017

Provides an exhaustive level of detail for income items and their origins, as well as for expenses, in most cases with information by individual.

Administrative Records:

- Financial Superintendence of Colombia financial information on Management companies of Pension and Severance Funds, 2017.
- Colpensiones Financial Report 2017

Integrated Economic Accounts 2017

Annual National Accounts by Institutional Sector



Per capita profiles of the NTA's

- ⊙ Income
- ⊙ Consumption
- ⊙ Transfers
- ⊙ Reallocations

How Are The 2021 NTA's and NTTA For Colombia Calculated?

By 2023, DANE begins the project to measure the National Time Transfer Accounts (NTTA) for the first time officially, being the first statistical office to carry out this measurement officially

National Survey of Quality of Life (NSQL or ENCV in Spanish) 2021

Provides an exhaustive level of detail for income items and their origins, as well as for expenses, in most cases with information by individual.

Care Economy Satellite Account – Time Use Survey

- Annual hours of unpaid domestic and care work by sex and functionality
- Economic Value of unpaid domestic and care work

Integrated Economic Accounts 2021

Annual National Accounts by Institutional Sector



Per capita profiles of the NTA's and NTTA's

- ⊙ Income
- ⊙ Consumption
- ⊙ Transfers
- ⊙ Reallocations

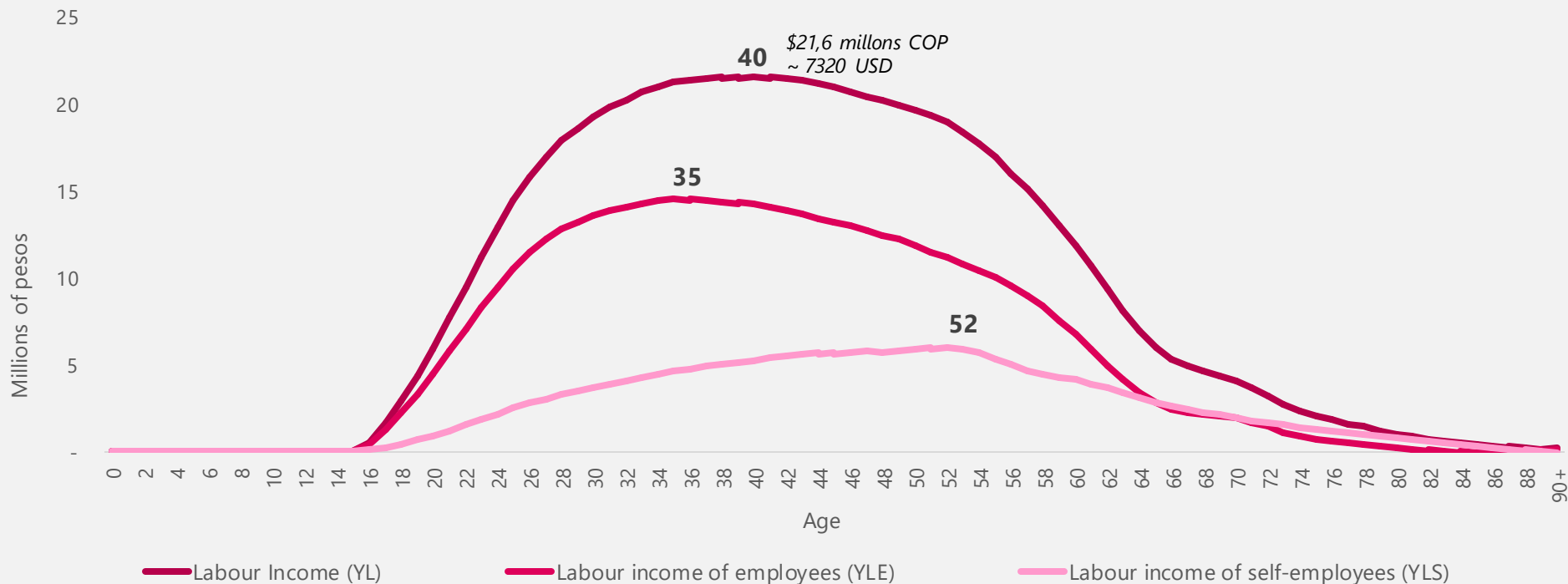


INFORMACIÓN PARA TODOS

NTA Results 2017

Income profiles of employees, self-employed, and labor benefits by age

2017



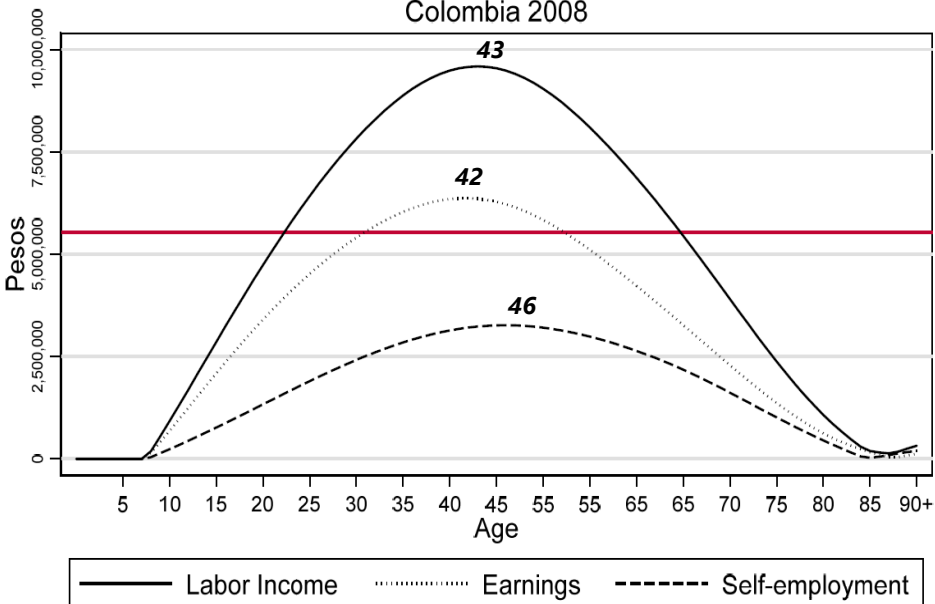
Source: DANE, National Accounts Directorate. NTA 2017

Comparison of income profiles of employees, self-employed

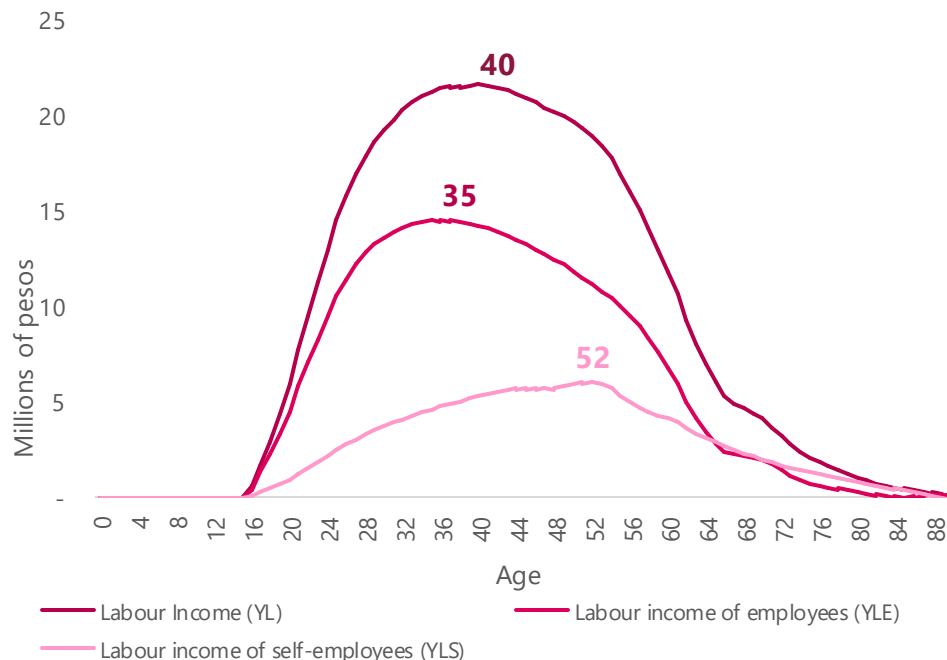
2008 - 2017

Labor Income Composition

Colombia 2008

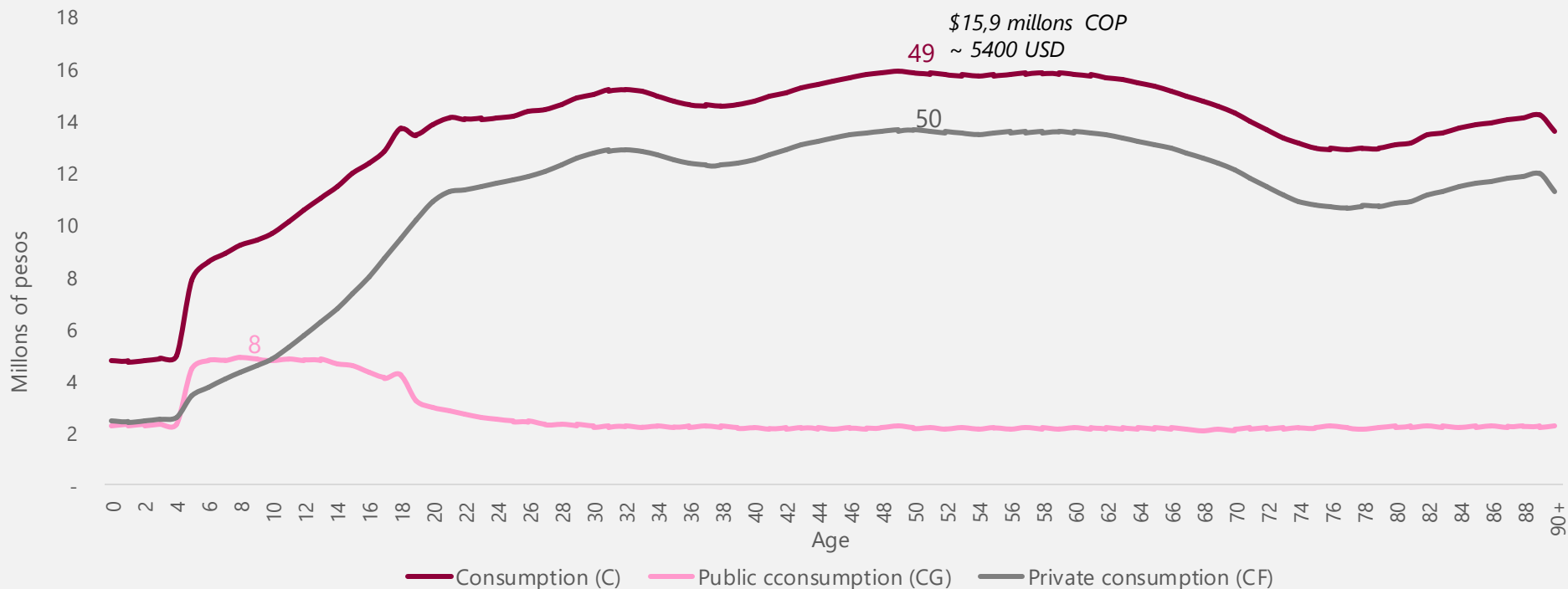


Note: The horizontal line stands for the yearly minimum wage in 2008: COP\$5'538.000
 Source: Own calculations based on DANE, ECV-08 & SNA



Consumption profile, public consumption and private consumption by age

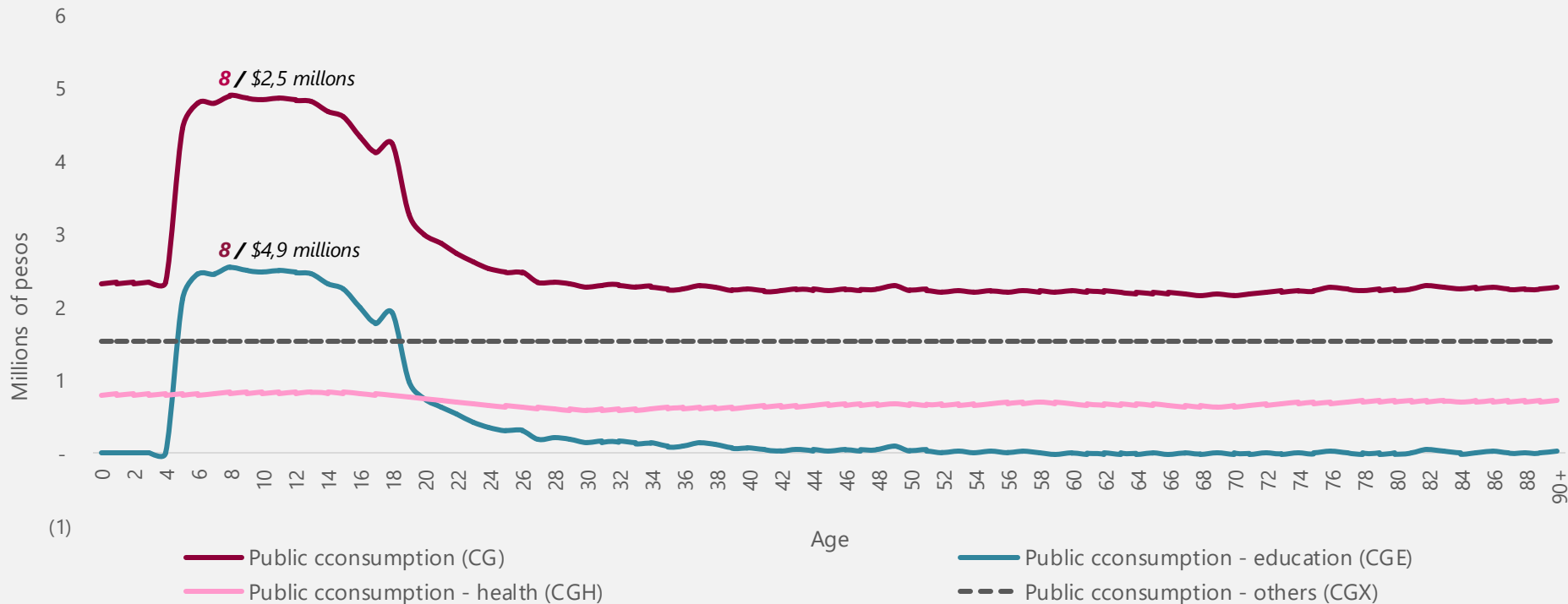
2017





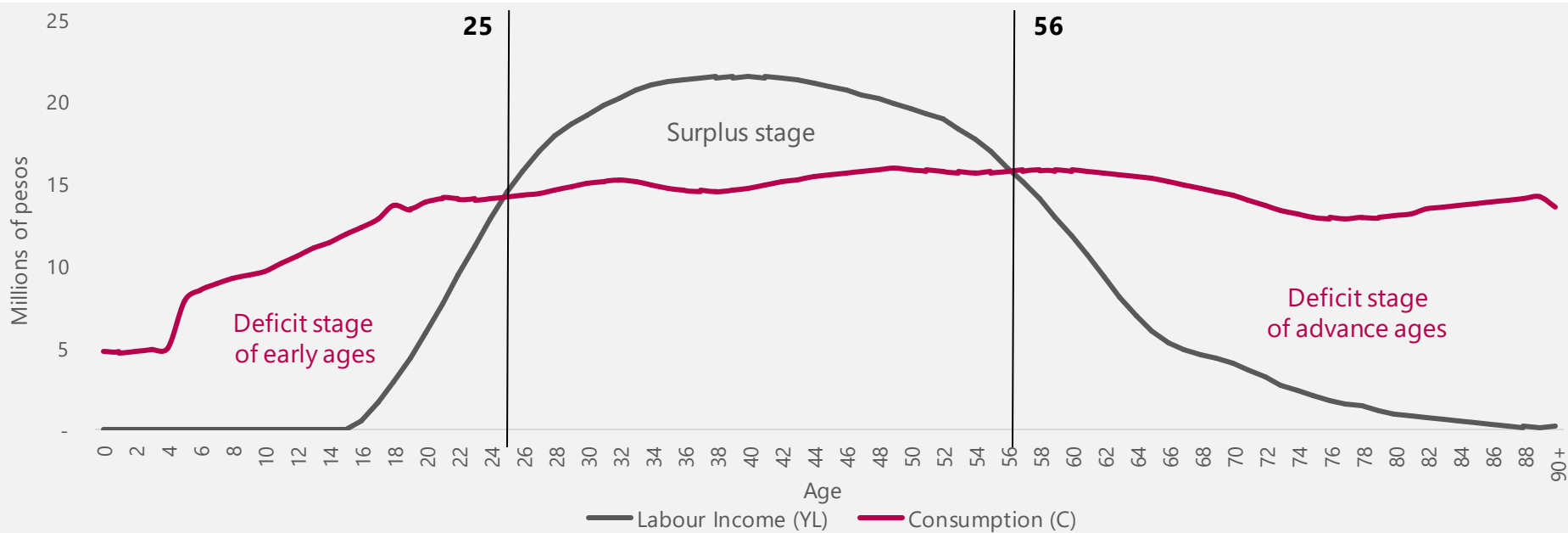
Public consumption profiles and their components by age

2017



Average profiles by age of labor income and consumption – deficit stages and surplus stage

2017





NTA by gender

Preliminary results 2021



Labor income per capita

Income profiles by age and sex

2021

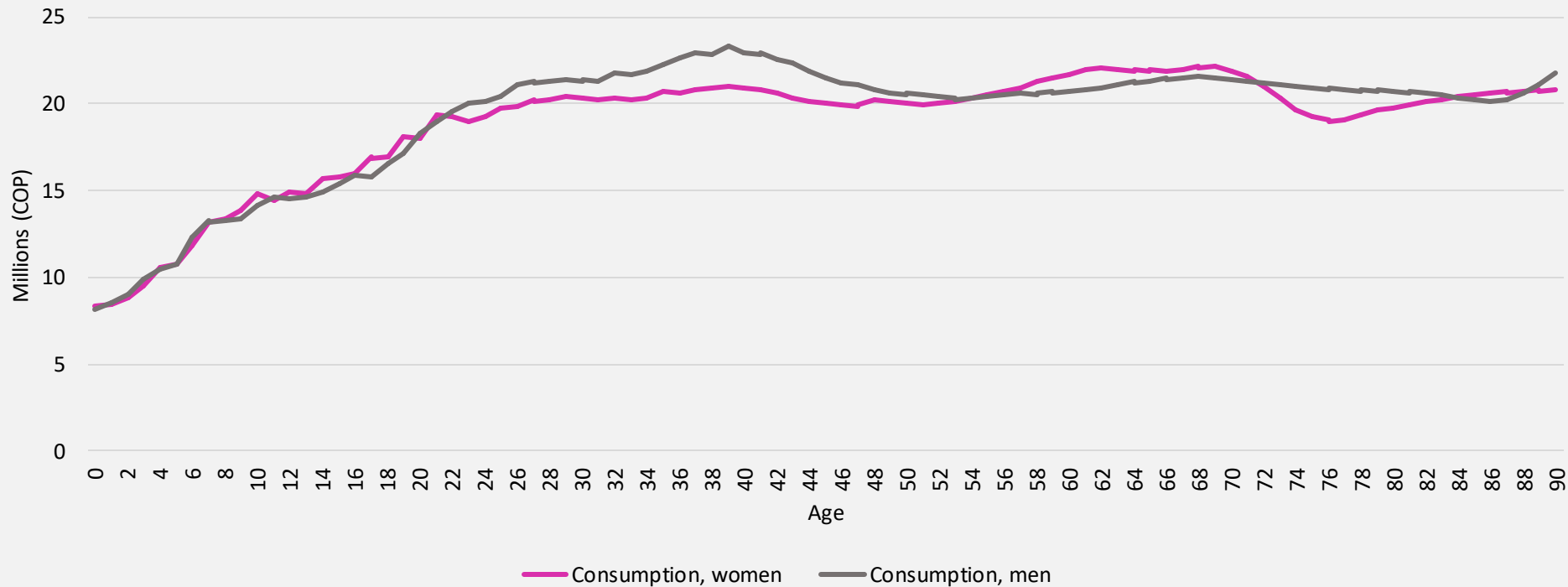




Per capita consumption

Consumption by age and sex

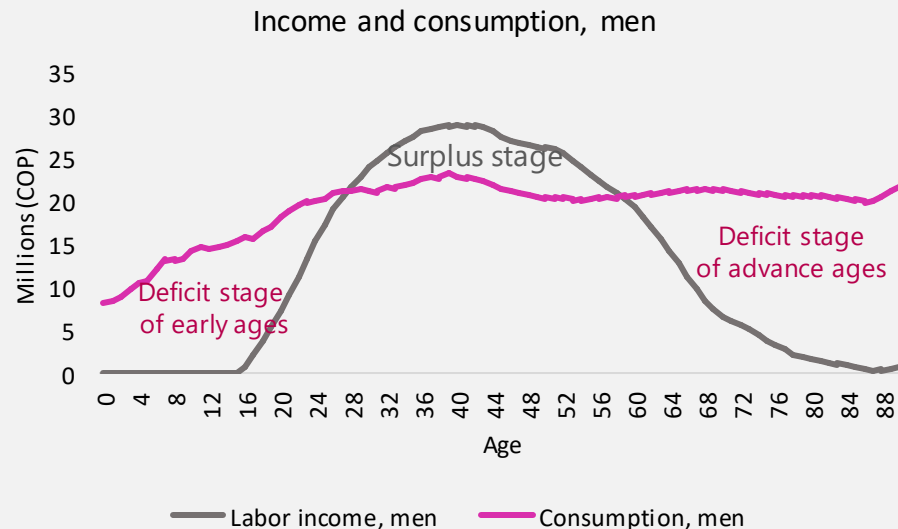
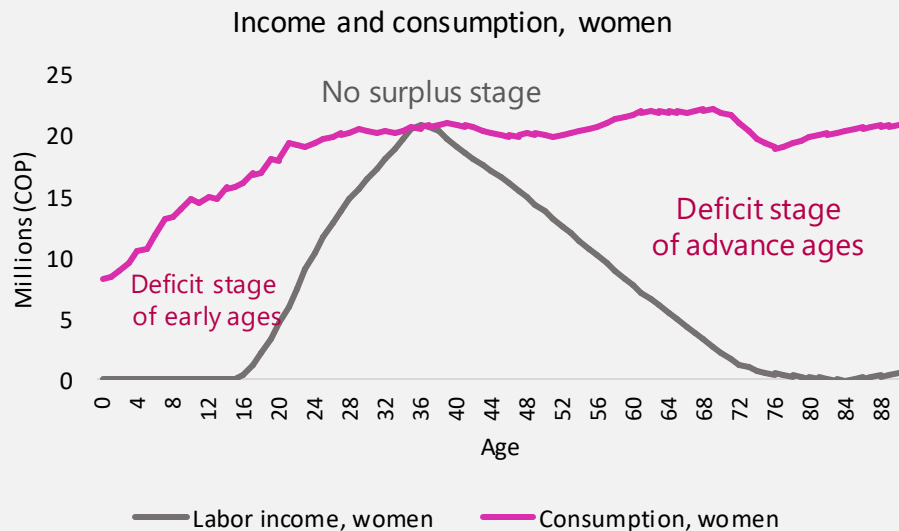
2021



Economic life cycle per capita

Average profiles by age and sex of labor income and consumption – deficit stages and surplus stage

2021





National Time Transfer Accounts (NTTA)



NTTA is conceptually linked with gender due to the prevalence of women's specialization in UCW production which is outside of national income.

The methodology is the product of efforts over time by a working group on gender and time use within the National Transfer Accounts project network

NTTA

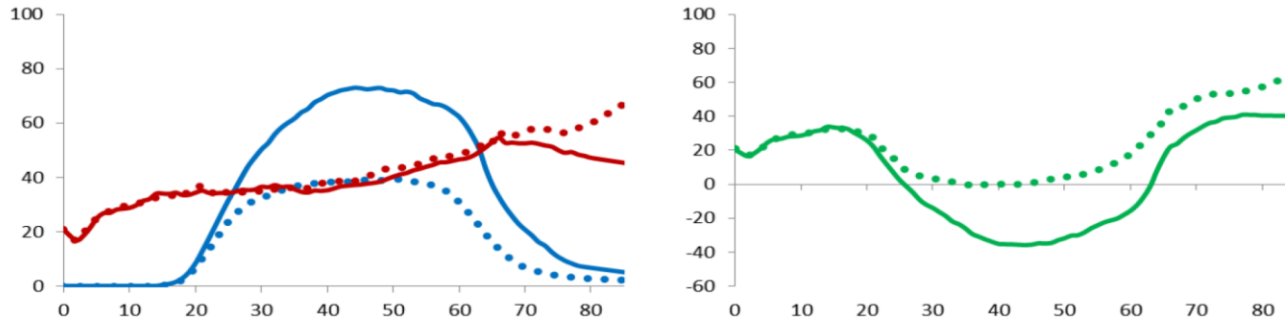
The NTTA allow the analysis of the NTA to be extended to include the economic valuation of the UCW

It allows to show the production and consumption of care by age and especially by gender.

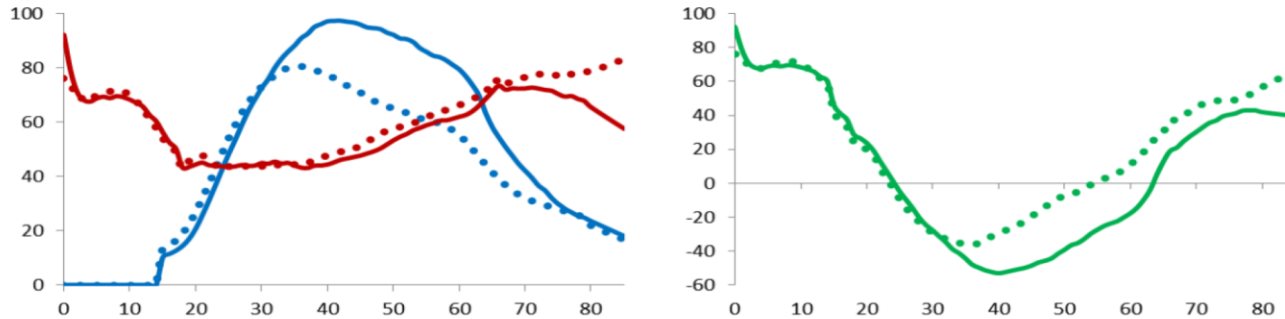
Example of NTTA

Production, consumption, and lifecycle deficit for NTA, NTTA and combined per capita age profiles, United States, 2009 (annual US dollars, in thousands).

b. Accounts based on the market economy (NTA)



c. Combined Accounts (NTTA + NTA)

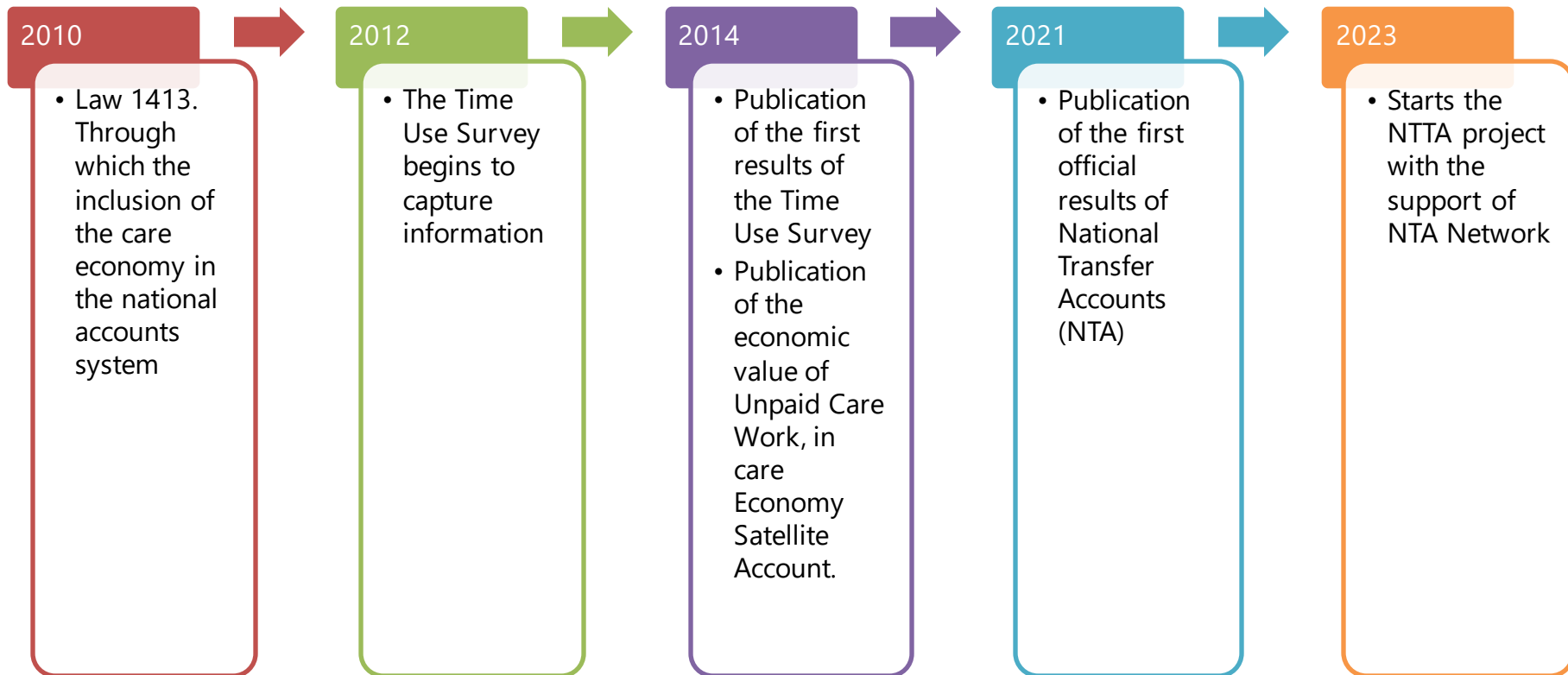




Main Highlights & Conclusions



Resume and conclusions





Insights of the Colombian Experience

⦿ The NTA and NTTA require to guarantee a **higher frequency of income and expense surveys, and Time Use Surveys.**

⦿ A strong institutional framework is an enabler for **ensuring the continuity of the measurement of NTA and NTTA.**



Insights of the Colombian Experience

⦿ **NTA and NTTA as tool for public policies.**
Dissemination is very important for this.

⦿ **One of the remaining challenges** with the statistical production of the NTA and NTTA **is the disaggregation of results**

“Old age begins when start to say: I
have never felt so young”

Jules Renard

Thanks a lot!

Manuel Pava – Head of Annual Accounts

mhpavag@dane.gov.co



GOBIERNO DE COLOMBIA



@DANEColombia



@DANE_Colombia



/DANEColombia



/DANEColombia

